

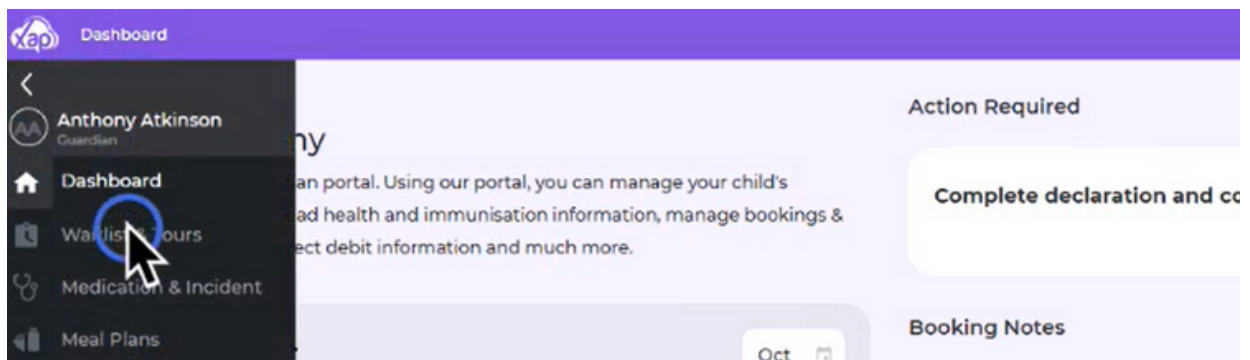
Big Childcare has a new process for enrolling your child/children in 2023. Follow these 3 simple steps to get your child/children all ready to start in Term 1.

## 1 Complete [waitlist](#) and set up your Xap account

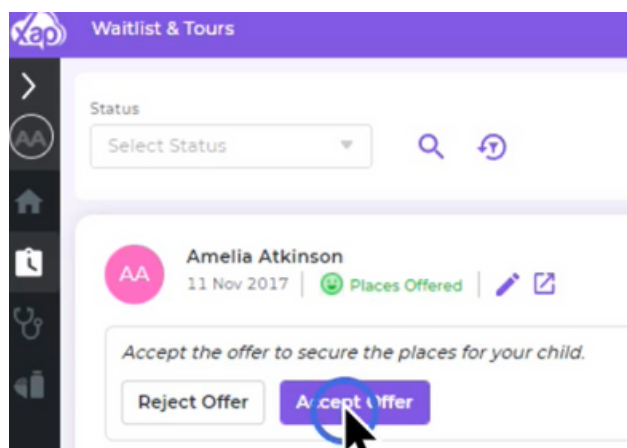
- Complete the Big Childcare [waitlist form](#).
- Activate your Xap account from the email you receive.

## 2 Complete enrolment form and accept offer

- Login to Xap and click on 'Waitlist/Tours.'



- Fill out the enrolment form and submit, once completed.
- You will now see an 'Accept offer' button. Click this, check the details and click 'Confirm' to complete this step.



# 3

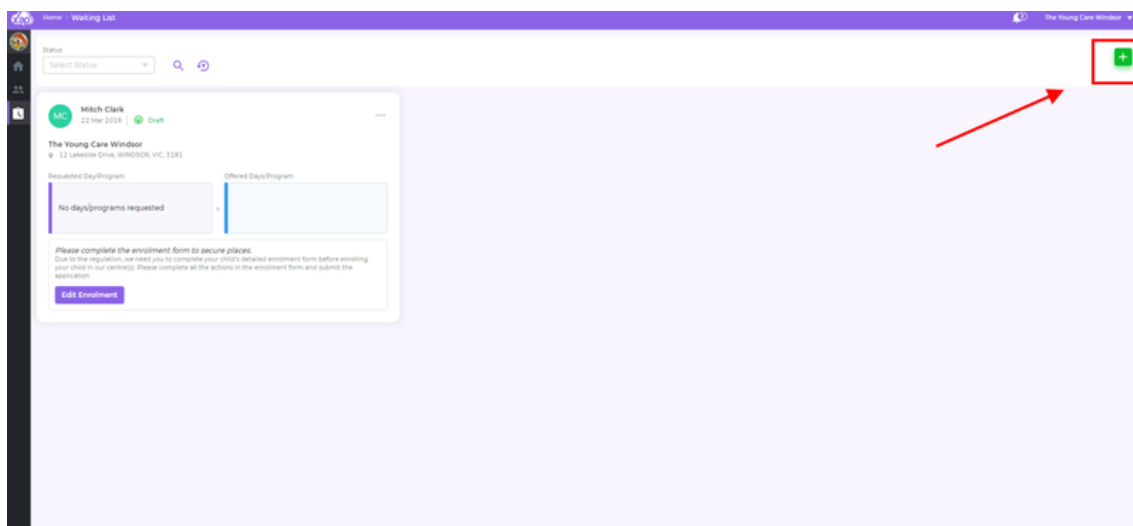
## Finalise your child/children's placement by adding in your billing details

- Navigate to 'Setup direct debit' and complete your preferred payment details. This completes the enrolment process.



## Have more than one child attending our centre?

- Navigate to the 'Waitlist/tours' section and click the bright green plus button in the top right. You can then follow the same process as above for each child you wish to enrol. You will have to do a separate enrolment for each child.



We appreciate you taking the time to help us with this.

We look forward to seeing you and your child/children soon.